

# diy suite doors united business class

**diy suite doors united business class** are an innovative solution for travelers seeking enhanced privacy and comfort while flying with United Airlines. The concept of suite doors allows passengers in United's Business Class to enjoy a more secluded and luxurious travel experience. In this article, we will explore the features and benefits of DIY suite doors, the installation process, and why they are a popular choice among frequent flyers. Additionally, we will discuss the various materials and design options available, along with tips for maintaining these custom installations. By the end of this article, you will have a comprehensive understanding of DIY suite doors in United's Business Class and how they can improve your travel experience.

- Introduction to DIY Suite Doors
- Benefits of DIY Suite Doors in United Business Class
- Materials and Design Options for Suite Doors
- Installation Process of DIY Suite Doors
- Maintenance and Care for Suite Doors
- Conclusion
- Frequently Asked Questions

## Benefits of DIY Suite Doors in United Business Class

DIY suite doors offer a range of benefits that enhance the flying experience for passengers in United's Business Class. One of the primary advantages is the increased privacy they provide. In a shared cabin environment, having a personal space can make a significant difference in comfort levels, especially on long-haul flights. With suite doors, passengers can create a more intimate atmosphere, allowing for relaxation and a sense of security.

Another key benefit is noise reduction. The suite doors act as a barrier against the sounds of the cabin, which can be particularly helpful for those wishing to sleep or work during a flight. This added tranquility can lead to a more restful journey, ensuring travelers arrive at their destination feeling refreshed and ready to go.

Additionally, DIY suite doors can enhance the overall aesthetic of the travel experience. With various design options available, passengers can customize their space to reflect personal style preferences. This customization can make the environment feel more like a private suite rather than a standard airline seat.

## Materials and Design Options for Suite Doors

When considering DIY suite doors for United Business Class, it is essential to evaluate the materials and design options available. The choice of material will significantly impact the durability, weight, and overall look of the doors.

### Common Materials Used

Here are some of the most common materials used for DIY suite doors:

- **Wood:** Offers a classic look and can be stained or painted to match personal preferences.
- **Composite Materials:** Lightweight and often more affordable, composites can mimic the appearance of wood while providing durability.
- **Metal:** Provides a modern aesthetic and is incredibly durable, although heavier than other materials.
- **Fabric Panels:** Can be used to create a softer look, often combined with frames for structure.

### Design Considerations

Design is another critical consideration when creating DIY suite doors. Here are some aspects to keep in mind:

- **Size and Fit:** Ensure that dimensions are accurate to fit within the existing space without obstructing aisle access.
- **Color and Finish:** Choose colors and finishes that complement the existing cabin decor.
- **Accessibility:** Consider ease of operation, ensuring doors can be opened and closed smoothly.

- **Decorative Elements:** Incorporate elements like handles, locks, or decorative panels to enhance aesthetics.

## Installation Process of DIY Suite Doors

The installation of DIY suite doors requires careful planning and execution. Here's a step-by-step guide to ensure a successful installation.

### Preparation

Before beginning the installation, gather all necessary materials and tools. This may include the suite door panels, hinges, handles, and any decorative elements. It is also crucial to measure the installation area to ensure proper fit.

### Installation Steps

1. **Measure and Cut:** Measure the dimensions of the opening and cut the door panels to size, if necessary.
2. **Attach Hinges:** Secure the hinges to the door panels, ensuring they are aligned correctly for smooth operation.
3. **Install the Door:** Position the door in the opening and attach the hinges to the frame, checking for level alignment.
4. **Add Handles:** Install the handles and any locking mechanisms for privacy and security.
5. **Final Adjustments:** Test the door to ensure it opens and closes smoothly. Make any necessary adjustments for optimal performance.

### Maintenance and Care for Suite Doors

Proper maintenance is essential for ensuring the longevity and functionality of DIY suite doors. Regular care can prevent wear and tear, keeping the doors in excellent condition.

## Routine Cleaning

Cleaning the doors regularly is necessary to maintain their appearance. Use appropriate cleaning solutions based on the material. For example:

- **Wood:** Use a mild detergent and soft cloth to avoid scratches.
- **Metal:** Wipe down with a damp cloth and dry immediately to prevent rust.
- **Fabric:** Vacuum to remove dust and spot clean as needed.

## Periodic Inspections

Regularly inspect the hinges and handles for wear. Lubricate hinges with oil to ensure smooth operation and check handles for secure attachment.

## Conclusion

DIY suite doors for United Business Class provide an excellent opportunity for enhancing privacy, comfort, and style during air travel. With a variety of materials and designs to choose from, travelers can customize their space to meet personal preferences. The installation process, while straightforward, requires careful attention to detail to ensure optimal functionality. By maintaining these doors properly, passengers can enjoy a luxurious flying experience time and again. As more travelers seek personalized and comfortable journeys, DIY suite doors represent a growing trend in the airline industry.

## Frequently Asked Questions

### **Q: What are DIY suite doors for United Business Class?**

A: DIY suite doors are custom-made panels that can be installed in the Business Class cabin of United Airlines to provide passengers with increased privacy and comfort during their flight.

### **Q: How do I install DIY suite doors?**

A: Installation involves measuring the door opening, cutting the door panels to size, attaching hinges, securing the door in place, and installing handles. Following a step-by-step guide can simplify the process.

### **Q: What materials are best for DIY suite doors?**

A: Common materials include wood, composite materials, metal, and fabric panels. The choice depends on desired aesthetics, durability, and weight considerations.

### **Q: How can I maintain DIY suite doors?**

A: Regular cleaning with appropriate solutions based on the material, periodic inspections for wear, and lubrication of hinges are essential for maintaining suite doors.

### **Q: Are DIY suite doors difficult to install?**

A: While some basic carpentry skills are helpful, DIY suite doors can be installed with careful planning and attention to detail. Many find the process manageable with the right tools and guidance.

### **Q: Can I customize the design of my suite doors?**

A: Yes, DIY suite doors can be customized in terms of size, color, finish, and decorative elements to match personal preferences and existing cabin decor.

### **Q: Why are suite doors popular among travelers?**

A: Suite doors provide increased privacy, noise reduction, and a more comfortable flying experience, making them appealing to frequent flyers and those traveling for business.

### **Q: Do I need special tools to install suite doors?**

A: Basic tools such as a saw, screws, a drill, and a level are typically required for installation, along with materials specific to your chosen design.

### **Q: How do suite doors enhance the travel experience?**

A: By creating a private space, suite doors allow travelers to relax, work,

or sleep without distractions, significantly improving the overall comfort during flights.

## Q: Are there any airline restrictions on installing suite doors?

A: It is essential to check with United Airlines regarding any restrictions or guidelines on modifications to seating areas, as regulations may vary.

## [Diy Suite Doors United Business Class](#)

Find other PDF articles:

<https://ns2.kelisto.es/calculus-suggest-003/files?trackid=xqP17-1933&title=calculus-limit-rules.pdf>

**diy suite doors united business class:** [American Lumberman](#) , 1904

**diy suite doors united business class:** **Best Life** , 2008-04 Best Life magazine empowers men to continually improve their physical, emotional and financial well-being to better enjoy the most rewarding years of their life.

**diy suite doors united business class:** [Illustrated Times](#) , 1859

**diy suite doors united business class:** **Popular Mechanics** , 2000-01 Popular Mechanics inspires, instructs and influences readers to help them master the modern world. Whether it's practical DIY home-improvement tips, gadgets and digital technology, information on the newest cars or the latest breakthroughs in science -- PM is the ultimate guide to our high-tech lifestyle.

**diy suite doors united business class:** **F & S Index United States Annual** , 1995

**diy suite doors united business class:** **Indianapolis Monthly** , 2003-04 Indianapolis Monthly is the Circle City's essential chronicle and guide, an indispensable authority on what's new and what's news. Through coverage of politics, crime, dining, style, business, sports, and arts and entertainment, each issue offers compelling narrative stories and lively, urbane coverage of Indy's cultural landscape.

**diy suite doors united business class:** **Allen's Indian mail and register of intelligence for British and foreign India** , 1859

**diy suite doors united business class:** **Moody's OTC Industrial Manual** , 1995 Companies traded over the counter or on regional conferences.





**diy suite doors united business class:** **Field & Stream** , 1991

**diy suite doors united business class:** [The New Statesman and Nation](#) , 1948

**diy suite doors united business class:** **Country Life** , 1982

## Related to diy suite doors united business class

**DIY Home Improvement Information** | Do it yourself home improvement and diy repair at Doityourself.com. Includes home improvement projects, home repair, kitchen remodeling, plumbing, electrical, painting, real estate, and

**2025 10**  1 day ago **2025**  **DIY**  



**Concrete Lifting for the Do It Yourselfer** | Concrete Lifting FAQ Can I do concrete lifting

myself? Lifting concrete is a task that is every bit as difficult as it sounds. This is a real engineering project that needs a

**How to Blow Insulation into Existing Walls** | Can I blow insulation myself? It helps if you have someone to work with you when you're blowing insulation into existing walls, but adding insulation this way can be done alone

**How to Seal and Encapsulate a Crawl Space** | Loosely defined, a vapor barrier is a layer of material intended to prevent the absorption of moisture into construction. In this context, it's the use of plastic sheeting, waterproof tape, and

**How to Make Homemade Bee Repellent** | Discover how to make homemade bee repellent with simple ingredients-soap, vinegar & Soda pop

**How to Make Your Own Drain Snake** - Don't Buy These Items If these ideas aren't within reach, check out your local hardware store. Some DIY drain snakes are less than 20 bucks. It's a good investment. How

**How to Remove a Beehive in 6 Steps** | Follow these steps to remove a beehive. Beehive removal sounds like a frightening prospect, but it doesn't have to be. You do need to be aware of a few things and follow certain

**Remodel Your Tub Quickly and Easily With a Bathtub Liner** If you are remodeling your bathroom, consider using a bathtub liner you can install yourself

DIY - DIY  
DIY450

**DIY Home Improvement Information** | Do it yourself home improvement and diy repair at Doityourself.com. Includes home improvement projects, home repair, kitchen remodeling, plumbing, electrical, painting, real estate, and

2025 10 1 day ago 2025 DIY  
DIY450

**Concrete Lifting for the Do It Yourselfer** | Concrete Lifting FAQ Can I do concrete lifting myself? Lifting concrete is a task that is every bit as difficult as it sounds. This is a real engineering project that needs a

**How to Blow Insulation into Existing Walls** | Can I blow insulation myself? It helps if you have someone to work with you when you're blowing insulation into existing walls, but adding insulation this way can be done alone

**How to Seal and Encapsulate a Crawl Space** | Loosely defined, a vapor barrier is a layer of material intended to prevent the absorption of moisture into construction. In this context, it's the use of plastic sheeting, waterproof tape, and

**How to Make Homemade Bee Repellent** | Discover how to make homemade bee repellent with simple ingredients-soap, vinegar & Soda pop

**How to Make Your Own Drain Snake** - Don't Buy These Items If these ideas aren't within reach, check out your local hardware store. Some DIY drain snakes are less than 20 bucks. It's a good investment. How

**How to Remove a Beehive in 6 Steps** | Follow these steps to remove a beehive. Beehive removal sounds like a frightening prospect, but it doesn't have to be. You do need to be aware of a few things and follow certain

**Remodel Your Tub Quickly and Easily With a Bathtub Liner** If you are remodeling your bathroom, consider using a bathtub liner you can install yourself

DIY - DIY  
DIY450

**DIY Home Improvement Information** | Do it yourself home improvement and diy repair at Doityourself.com. Includes home improvement projects, home repair, kitchen remodeling, plumbing, electrical, painting, real estate, and

2025 10 1 day ago 2025 DIY  
DIY450

**Concrete Lifting for the Do It Yourselfer** | Concrete Lifting FAQ Can I do concrete lifting myself? Lifting concrete is a task that is every bit as difficult as it sounds. This is a real engineering project that needs a

**How to Blow Insulation into Existing Walls** | Can I blow insulation myself? It helps if you have someone to work with you when you're blowing insulation into existing walls, but adding insulation this way can be done alone

**How to Seal and Encapsulate a Crawl Space** | Loosely defined, a vapor barrier is a layer of material intended to prevent the absorption of moisture into construction. In this context, it's the use of plastic sheeting, waterproof tape, and

**How to Make Homemade Bee Repellent** | Discover how to make homemade bee repellent with simple ingredients-soap, vinegar & Soda pop

**How to Make Your Own Drain Snake** - Don't Buy These Items If these ideas aren't within reach, check out your local hardware store. Some DIY drain snakes are less than 20 bucks. It's a good investment. How

**How to Remove a Beehive in 6 Steps** | Follow these steps to remove a beehive. Beehive removal sounds like a frightening prospect, but it doesn't have to be. You do need to be aware of a few things and follow certain

**Remodel Your Tub Quickly and Easily With a Bathtub Liner** If you are remodeling your bathroom, consider using a bathtub liner you can install yourself

**DIY** - DIY   
DIY450   
DIY450

**DIY Home Improvement Information** | Do it yourself home improvement and diy repair at Doityourself.com. Includes home improvement projects, home repair, kitchen remodeling, plumbing, electrical, painting, real estate, and

**2025 10** 1 day ago 2025 DIY   
DIY450

**Concrete Lifting for the Do It Yourselfer** | Concrete Lifting FAQ Can I do concrete lifting myself? Lifting concrete is a task that is every bit as difficult as it sounds. This is a real engineering project that needs a

**How to Blow Insulation into Existing Walls** | Can I blow insulation myself? It helps if you have someone to work with you when you're blowing insulation into existing walls, but adding insulation this way can be done alone

**How to Seal and Encapsulate a Crawl Space** | Loosely defined, a vapor barrier is a layer of material intended to prevent the absorption of moisture into construction. In this context, it's the use of plastic sheeting, waterproof tape, and

**How to Make Homemade Bee Repellent** | Discover how to make homemade bee repellent with simple ingredients-soap, vinegar & Soda pop

**How to Make Your Own Drain Snake** - Don't Buy These Items If these ideas aren't within reach, check out your local hardware store. Some DIY drain snakes are less than 20 bucks. It's a good investment. How

**How to Remove a Beehive in 6 Steps** | Follow these steps to remove a beehive. Beehive removal sounds like a frightening prospect, but it doesn't have to be. You do need to be aware of a few things and follow certain

**Remodel Your Tub Quickly and Easily With a Bathtub Liner** If you are remodeling your bathroom, consider using a bathtub liner you can install yourself

**DIY** - DIY   
DIY450   
DIY450

**DIY Home Improvement Information** | Do it yourself home improvement and diy repair at Doityourself.com. Includes home improvement projects, home repair, kitchen remodeling, plumbing, electrical, painting, real estate, and

**2025 10** 1 day ago 2025 DIY   
DIY450



**Concrete Lifting for the Do It Yourselfer |** Concrete Lifting FAQ Can I do concrete lifting myself? Lifting concrete is a task that is every bit as difficult as it sounds. This is a real engineering project that needs a

### How to Seal and Encapsulate a Crawl Space | Loosely defined, a vapor barrier is a layer of material intended to prevent the absorption of moisture into construction. In this context, it's the use of plastic sheeting, waterproof tape, and

**How to Make Your Own Drain Snake -** Don't Buy These Items If these ideas aren't within reach, check out your local hardware store. Some DIY drain snakes are less than 20 bucks. It's a good investment. How

**Remodel Your Tub Quickly and Easily With a Bathtub Liner** If you are remodeling your bathroom, consider using a bathtub liner you can install yourself

**DIY Home Improvement Information** | Do it yourself home improvement and diy repair at Doityourself.com. Includes home improvement projects, home repair, kitchen remodeling, plumbing, electrical, painting, real estate, and

**Concrete Lifting for the Do It Yourselfer |** Concrete Lifting FAQ Can I do concrete lifting myself? Lifting concrete is a task that is every bit as difficult as it sounds. This is a real engineering project that needs a

### How to Seal and Encapsulate a Crawl Space |

**How to Make Your Own Drain Snake -** Don't Buy These Items If these ideas aren't within reach, check out your local hardware store. Some DIY drain snakes are less than 20 bucks. It's a good investment. How to

**Remodel Your Tub Quickly and Easily With a Bathtub Liner** If you are remodeling your bathroom, consider using a bathtub liner you can install yourself

**DIY Home Improvement Information** | Do it yourself home improvement and diy repair at Doityourself.com. Includes home improvement projects, home repair, kitchen remodeling, plumbing, electrical, painting, real estate, and

2025 10 1 day ago 2025DIY 1 day ago 2025DIY

**Concrete Lifting for the Do It Yourselfer** | Concrete Lifting FAQ Can I do concrete lifting myself? Lifting concrete is a task that is every bit as difficult as it sounds. This is a real engineering project that needs a

**How to Blow Insulation into Existing Walls** | Can I blow insulation myself? It helps if you have someone to work with you when you're blowing insulation into existing walls, but adding insulation this way can be done alone

**How to Seal and Encapsulate a Crawl Space** | Loosely defined, a vapor barrier is a layer of material intended to prevent the absorption of moisture into construction. In this context, it's the use of plastic sheeting, waterproof tape, and

**How to Make Homemade Bee Repellent** | Discover how to make homemade bee repellent with simple ingredients-soap, vinegar & Soda pop

**How to Make Your Own Drain Snake** - Don't Buy These Items If these ideas aren't within reach, check out your local hardware store. Some DIY drain snakes are less than 20 bucks. It's a good investment. How

**How to Remove a Beehive in 6 Steps** | Follow these steps to remove a beehive.Beehive removal sounds like a frightening prospect, but it doesn't have to be. You do need to be aware of a few things and follow certain

**Remodel Your Tub Quickly and Easily With a Bathtub Liner** If you are remodeling your bathroom, consider using a bathtub liner you can install yourself

DIY - DIYDIY450

**DIY Home Improvement Information** | Do it yourself home improvement and diy repair at Doityourself.com. Includes home improvement projects, home repair, kitchen remodeling, plumbing, electrical, painting, real estate, and

2025 10 1 day ago 2025DIY 1 day ago 2025DIY

**Concrete Lifting for the Do It Yourselfer** | Concrete Lifting FAQ Can I do concrete lifting myself? Lifting concrete is a task that is every bit as difficult as it sounds. This is a real engineering project that needs a

**How to Blow Insulation into Existing Walls** | Can I blow insulation myself? It helps if you have someone to work with you when you're blowing insulation into existing walls, but adding insulation this way can be done alone

**How to Seal and Encapsulate a Crawl Space** | Loosely defined, a vapor barrier is a layer of material intended to prevent the absorption of moisture into construction. In this context, it's the use of plastic sheeting, waterproof tape, and

**How to Make Homemade Bee Repellent** | Discover how to make homemade bee repellent with simple ingredients-soap, vinegar & Soda pop

**How to Make Your Own Drain Snake** - Don't Buy These Items If these ideas aren't within reach, check out your local hardware store. Some DIY drain snakes are less than 20 bucks. It's a good investment. How

**How to Remove a Beehive in 6 Steps** | Follow these steps to remove a beehive.Beehive removal sounds like a frightening prospect, but it doesn't have to be. You do need to be aware of a few things and follow certain

**Remodel Your Tub Quickly and Easily With a Bathtub Liner** If you are remodeling your bathroom, consider using a bathtub liner you can install yourself

DIY - DIYDIY450

**DIY Home Improvement Information** | Do it yourself home improvement and diy repair at Doityourself.com. Includes home improvement projects, home repair, kitchen remodeling, plumbing,

**2025** **10** October 1 day ago **2025** DIY

### How to Blow Insulation into Existing Walls | Can I blow insulation myself? It helps if you have someone to work with you when you're blowing insulation into existing walls, but adding insulation this way can be done alone

## How to Make Homemade Bee Repellent | Discover how to make homemade bee repellent with simple ingredients-soap, vinegar & Soda pop

## How to Remove a Beehive in 6 Steps | Follow these steps to remove a beehive. Beehive removal sounds like a frightening prospect, but it doesn't have to be. You do need to be aware of a few things and follow certain

**DIY** - DIY  
DIY450

2025 10 1 day ago 2025 DIY

### How to Blow Insulation into Existing Walls | Can I blow insulation myself? It helps if you have someone to work with you when you're blowing insulation into existing walls, but adding insulation this way can be done alone

## How to Make Homemade Bee Repellent | Discover how to make homemade bee repellent with simple ingredients-soap, vinegar & Soda pop

## How to Remove a Beehive in 6 Steps |

**DIY** - DIY  
DIY450

Back to Home: <https://ns2.kelisto.es>