

clip art business meeting

clip art business meeting serves as a vital tool for enhancing presentations, reports, and other professional documents. In the modern business environment, visual communication is critical, and clip art can offer an effective way to convey ideas succinctly. This article will explore the relevance of clip art in business meetings, the types of clip art available, how to effectively utilize it, and the impact of quality clip art on communication. By the end of this discussion, readers will have a comprehensive understanding of how to incorporate clip art into their business presentations, making them more engaging and informative.

- Introduction to Clip Art in Business Meetings
- Types of Clip Art Suitable for Business Meetings
- Benefits of Using Clip Art in Business Communications
- How to Effectively Use Clip Art in Presentations
- Choosing the Right Clip Art Resources
- Conclusion
- FAQs

Types of Clip Art Suitable for Business Meetings

When discussing clip art business meetings, it is essential to understand the various types of clip art that can be effectively employed. Clip art comes in numerous forms, each serving different purposes in a business context. The most common types include:

Illustrative Clip Art

Illustrative clip art features detailed images that can enhance the visual appeal of presentations. These images often depict business scenarios such as teamwork, brainstorming, or problem-solving. They can effectively illustrate concepts that may be challenging to convey through text alone. For example, an illustration of a group discussing ideas around a table can visually represent collaboration in a meeting.

Icons and Symbols

Icons and symbols are simplified graphic representations that communicate specific ideas at a glance. They are particularly useful in business meetings for conveying messages quickly and efficiently. Common icons may include:

- Graphs and charts for data presentation
- Check marks for completed tasks
- Light bulbs to symbolize ideas and innovation
- People icons to represent team members or stakeholders

Using icons can help streamline presentations and keep the audience focused on the key points being communicated.

Backgrounds and Borders

Backgrounds and border clip art can enhance the overall presentation's aesthetic. They provide a professional look that can make slides more visually appealing. Subtle backgrounds that do not distract from the content are recommended, while borders can frame important information or sections of the presentation.

Benefits of Using Clip Art in Business Communications

Incorporating clip art into business meetings offers several advantages that can improve communication effectiveness. Here are the primary benefits:

Enhanced Engagement

Visual aids, such as clip art, capture attention more effectively than text alone. Engaging visuals can stimulate interest and encourage participation during meetings. This engagement can lead to more productive discussions and brainstorming sessions.

Improved Retention of Information

Studies indicate that visual information is processed faster and retained better than text. Using clip art helps the audience remember key concepts and messages. When visuals accompany spoken content, attendees can better recall the information presented.

Clearer Communication

Clip art can simplify complex ideas, making them easier to understand. When presenting intricate data or concepts, visual representations can break down barriers to comprehension. This clarity is especially important in technical or complex discussions.

How to Effectively Use Clip Art in Presentations

To maximize the impact of clip art in business meetings, certain strategies should be employed. Effectively using clip art can elevate the quality of presentations and communication.

Choose Relevant Images

Selecting clip art that directly relates to the topic being discussed is crucial. Irrelevant images can confuse the audience and detract from the message. Ensure that each piece of clip art supports the content and enhances understanding.

Maintain Consistency

Using a consistent style of clip art throughout a presentation is essential for professionalism. This includes color schemes, styles, and themes. Consistent visual elements create a cohesive look that can enhance the overall quality of the presentation.

Avoid Overuse

While clip art can be beneficial, overusing it can lead to cluttered slides and distract from the main points. Use clip art judiciously, ensuring that each image serves a purpose and adds value to the presentation.

Choosing the Right Clip Art Resources

Finding high-quality clip art resources is essential for ensuring that the visuals used in business meetings are professional and effective. There are various sources to consider when looking for clip art:

Stock Image Websites

There are numerous stock image websites that offer high-quality clip art, both free and paid. These platforms provide a wide range of illustrations and icons suited for business contexts. Examples include:

- Shutterstock
- Adobe Stock
- Freepik
- iStock

Custom Clip Art Designers

For businesses looking for unique visuals, hiring a graphic designer to create custom clip art may be beneficial. Custom designs can reflect a company's branding and messaging more accurately than generic clip art.

In-House Creation

Companies with design capabilities may choose to create their own clip art. This approach allows for complete control over the visuals and ensures alignment with the company's branding and messaging.

Conclusion

Incorporating clip art into business meetings can significantly enhance communication and engagement. By understanding the types of clip art available, recognizing its benefits, and employing effective strategies for its use, professionals can improve the quality of their presentations. High-quality visuals not only capture attention but also aid in

conveying complex ideas clearly and effectively. As businesses continue to prioritize visual communication, the role of clip art will remain significant in facilitating successful meetings and presentations.

Q: What is clip art and how is it used in business meetings?

A: Clip art refers to pre-made images used to illustrate ideas and enhance visual communication. In business meetings, it is used to complement presentations, making complex information more digestible and engaging for audiences.

Q: Are there free resources for clip art?

A: Yes, many websites offer free clip art resources. Websites like Freepik and Pixabay provide a variety of free images that can be used in business presentations, though it is important to check usage rights.

Q: How can clip art improve team collaboration during meetings?

A: Clip art can visually represent ideas and concepts, facilitating better understanding among team members. This shared visual language can enhance collaboration by ensuring everyone is on the same page.

Q: What should I consider when choosing clip art for a presentation?

A: Consider the relevance of the images to your content, the style and consistency across your presentation, and the overall professional quality of the clip art selected.

Q: Can I create my own clip art for presentations?

A: Yes, if you have graphic design skills or access to design software, you can create custom clip art that aligns with your brand and messaging, providing a unique touch to your presentations.

Q: How much clip art is too much in a presentation?

A: It is essential to strike a balance; excessive clip art can overwhelm the audience and detract from your message. Aim to use visuals that enhance understanding and maintain focus on key points, typically limiting visuals to one or two per slide.

Q: What are the best practices for integrating clip art into business presentations?

A: Best practices include selecting relevant and high-quality images, maintaining a consistent style throughout the presentation, using visuals sparingly to avoid clutter, and ensuring that each piece of clip art serves a clear purpose within the context of the presentation.

Q: How does clip art affect audience engagement during presentations?

A: Clip art can significantly enhance audience engagement by making presentations visually appealing, breaking up text-heavy slides, and aiding in the retention of information through visual storytelling.

Clip Art Business Meeting

Find other PDF articles:

<https://ns2.kelisto.es/anatomy-suggest-009/Book?docid=cMX45-8547&title=scapula-anatomy-xray.pdf>

clip art business meeting: Brains, Boobs, & Balls Charlie Fusco, 2016-06-16 Brains, Boobs, & Balls is one-third business strategy, one-third comedy, and one-third personal journey. This is not a self-help book. It's a 100 percent uncensored confession of all the terrible mistakes that can be survived while trying to conquer the boardroom, control the family room, and master the bedroom all at the same time. Discover the following: —Why work-life balance is a lie —A simple system for making the toughest decisions easy —How conquering F-words makes you a fearless entrepreneur —Why having a daily orgasm makes you a smarter CEO —Secrets to surviving any financial crisis —The power of prayer for next level success —Determine if you have what it takes to become a BAD ASS female entrepreneur

clip art business meeting: Microsoft PowerPoint 7.0a for Windows 95 Timothy J. O'Leary, Linda I. O'Leary, 1996

clip art business meeting: Visual Design Solutions Connie Malamed, 2015-03-31 Enhance learners' interest and understanding with visual design for instructional and information products. No matter what medium you use to deliver content, if the visual design fails, the experience falls flat. Meaningful graphics and a compelling visual design supercharge instruction, training, and presentations, but this isn't easy to accomplish. Now you can conquer your design fears and knowledge gaps with Visual Design Solutions: a resource for learning professionals seeking to raise the bar on their graphics and visual design skills. This informal and friendly book guides you through the process and principles used by professional graphic designers. It also presents creative solutions and examples that you can start using right away. Anyone who envisions, designs, or creates instructional or informational graphics will benefit from the design strategies laid out in this comprehensive resource. Written by Connie Malamed, an art educator and instructional designer,

this book will help you tap into your creativity, design with intention, and produce polished work. Whereas most graphic design books focus on logos, packaging, and brochures, Visual Design Solutions focuses on eLearning, presentations, and performance support. Visual Design Solutions includes practical guidelines for making smart design choices, ways to create professional-looking products, and principles for successful graphics that facilitate learning. Ideal for instructional designers, trainers, presenters, and professors who want to advance from haphazard to intentional design, this book will help them realize their design potential. Gain the knowledge and confidence to design impressive, effective visuals for learning Increase learner comprehension and retention with visual strategies offered by an expert author Serves as a reference and a resource, with a wealth of examples for inspiration and ideas Addresses an intimidating topic in an informal, friendly style In four parts, the book provides a thorough overview of the design process and design concepts; explores space, image, and typography; and presents workable solutions for your most persistent and puzzling design problems. Get started and begin creating captivating graphics for your learners.

clip art business meeting: Business NLP For Dummies Lynne Cooper, 2010-11-05 Achieve business success with Neuro-linguistic Programming People around the globe use NLP to improve their communication skills, build rapport, make positive changes, and accomplish their goals. When used in a business context, NLP techniques can transform both your own and your team's performances. This practical guide to NLP at work will help you increase your flexibility, become more influential, and achieve professional success, whatever your career. Use NLP techniques in the workplace - overcome barriers to success and develop a winning mindset Build effective working relationships - improve your communication skills and create rapport with your colleagues Lead people to perform - enhance your ability to inspire peak performance Make changes that drive success - set and achieve ambitious goals

clip art business meeting: I Hate Filing Sharon Mann, 2006-05-25 Does your inbox over-flow'eth? Let's face it—most of us don't like filing, and we really don't like rethinking our organizational methods (or lack there of). Most of us are stuck in a rut, be it a constantly messy desk, a workspace that always feels too cramped and cluttered or a persistent queasiness when faced with organizing an event at work, running an efficient home office or even sorting the mail, let alone our dresser drawers. Filing, it seems, is a metaphor for all the little things we don't want to bother with. Finally—there's someone we can count on! Sharon Mann is a fun-loving but practical figure for those swamped by work and life. Known for her informative wisdom and sassy sense of humor, her I Hate Filing Club has thousands of members who look to her to take organization past the drab, boring details, giving this so-called chore some sparkle and pizzazz.

clip art business meeting: How to Start a Home-based House Painting Business Deborah Bouziden, 2011-12-06 Author divides her time between Oklahoma City, OK and Estes Park, CO□ Deborah Bouziden has been the co-partner of her husband's painting business for over 40 years. She began writing and publishing magazine articles in 1985. She has published□ hundreds of□ articles, which have appeared in numerous magazines such as Writer's Digest, Woman's Day, The Writer, Personal Journaling, Byline, Lady's Circle, ParentLife, OKC Business, and many others.□ □ Bouziden has spoken and held writing workshops throughout the southwest for the Taos Institute of Art, Southwest Writers, National Association of Women Wri.

clip art business meeting: Come Meet Bette Decoteau, 2015-07-07 If you or the women in your community are looking for a fun way to empower yourselves, this is one way to do it. The book is a step-by-step guide for three different women's retreats. There are guidelines as to scheduling, team members, administrative needs, song and/or videos, worship subjects, and conclusions, which can be followed exactly or adapted for your specific group. It can be used by large or small groups and provides the right blend of teaching and creativity. These suggested retreats or studies include a perfect combination of reverence, levity, and learning for any women's program.

clip art business meeting: Microsoft FrontPage 98 Gary B. Shelly, Thomas J. Cashman, Kurt A. Jordon, 1998-08

clip art business meeting: PC Mag , 2006-06-06 PCMag.com is a leading authority on

technology, delivering Labs-based, independent reviews of the latest products and services. Our expert industry analysis and practical solutions help you make better buying decisions and get more from technology.

clip art business meeting: Introduction to Computers for Healthcare Professionals Irene Makar Joos, 2005 The only computer and information literacy book designed specifically for students in health care disciplines, *Introduction to Computers for Healthcare Professionals*, Fourth Edition explains hardware, popular software programs, operating systems, research applications, and computer-assisted communication, including sections on information access, evaluation and use, and the Internet. Built on the Computers in Small Bytes Foundation, the revised Fourth Edition continues to present this information with great detail and clarity, featuring the most recent MS Office programs, and focusing on the security of systems and data.

clip art business meeting: Let's Have a Sales Party Gini Graham Scott, 2013-05-08 LET'S HAVE A SALES PARTY provides a complete step-by-step guide on how to make money and have fun by selling your products or services at a party. It offers tips for both newcomer and old-timers seeking to expand the business. The book includes tips on how to: - choose your product and company, - develop your sales pitch, - recruit prospects for your party, - plan a great party, - increase your sales, - expand your business by creating a sales organization. - use advertising and PR to find hosts and customers - develop a presentation and a marketing campaign, - find a host, choose a location, and plan the menu, - master a solid sales pitch and take orders, - get referrals, confirm orders, and manage deliveries, - avoid scams and choose a reputable company. Plus, it includes a directory of major party plan companies.

clip art business meeting: Business Writing For Dummies Natalie Canavor, 2017-04-05 Business writing that gets results The ability to write well is a key part of your professional success. From reports and presentations to emails and Facebook posts, whether you're a marketer, customer service rep, or manager, being able to write clearly and for the right audience is critical to moving your business forward. The techniques covered in this new edition of *Business Writing For Dummies* will arm you with the skills you need to write better business communications that inform, persuade, and win business. How many pieces of paper land on your desk each day, or emails in your inbox? Your readers—the people you communicate with at work—are no different. So how can you make your communications stand out and get the job done? From crafting a short and sweet email to bidding for a crucial project, *Business Writing For Dummies* gives you everything you need to achieve high-impact business writing. Draft reports, proposals, emails, blog posts, and more Employ editing techniques to help you craft the perfect messages Adapt your writing style for digital media Advance your career with great writing In today's competitive job market, being able to write well is a skill you can't afford to be without—and *Business Writing For Dummies* makes it easy!

clip art business meeting: Official Gazette of the United States Patent and Trademark Office , 1999

clip art business meeting: Business NLP Coach Diploma - City of London College of Economics - 3 months - 100% online / self-paced City of London College of Economics, Overview Use NLP to realise your goals and aspirations at work and acquire exceptional negotiation skills. Content - Building working relationships that work - Leading people to perform - Achieving business excellence - 10 Business benefits of NLP - And more Duration 3 months Assessment The assessment will take place on the basis of one assignment at the end of the course. Tell us when you feel ready to take the exam and we'll send you the assignment questions. Study material The study material will be provided in separate files by email / download link.

clip art business meeting: Commerce Business Daily , 1998-07

clip art business meeting: Supporting Local Businesses and Entrepreneurs in the Digital Age Salvatore DiVincenzo, Elizabeth Malafi, 2017-09-07 A timely reference for all public librarians who serve the business community in libraries, regardless of size or location—from small rural outposts to bustling big-city branches. Serving communities today entails serving businesses—in particular, local businesses, entrepreneurs, and those looking to become

Clip Studio PaintCSP - 1-1 CLIP STUDIO PAINT
CLIP STUDIO PAINT
CLIP? - TransformersCLIPTransformerCLIPModel
CLIPHuggingfaceCLIP
OpenAI CLIP - CLIP ImageNet ResNet50 ImageNet
Zero-shot CLIPcontrastive language
OpenAICLIPzero shot CLIPzero shot
CLIPzero shot 1zero shot
CLIP - CLIP (Contrastive Language-Image Pre-Training) OpenAI 2021
lchseclip - clip
Clip Pro
Clipzero shot - CLIPImageNet
ImageNetResNetCLIP
CLIPGENERALSUBTHMBNL THMBNL
CLIP - 1. CLIP CLIP
Text
(2024.2)Swin TransformerCLIP CLIP
2024-04-01 04:31
Clip Studio PaintCSP - 1-1 CLIP STUDIO PAINT
CLIP STUDIO PAINT
CLIP? - TransformersCLIPTransformerCLIPModel
CLIPHuggingfaceCLIP
OpenAI CLIP - CLIP ImageNet ResNet50 ImageNet
Zero-shot CLIPcontrastive language
OpenAICLIPzero shot CLIPzero shot
CLIPzero shot 1zero shot
CLIP - CLIP (Contrastive Language-Image Pre-Training) OpenAI 2021
lchseclip - clip
Clip Pro
Clipzero shot - CLIPImageNet
ImageNetResNet
CLIPGENERALSUB THMBNL
CLIP - 1. CLIP CLIP
Text
(2024.2)Swin TransformerCLIP CLIP
2024-04-01 04:31
Clip Studio PaintCSP - 1-1 CLIP STUDIO PAINT
CLIP STUDIO PAINT
CLIP? - TransformersCLIPTransformerCLIPModel
CLIPHuggingfaceCLIP
OpenAI CLIP - CLIP ImageNet ResNet50 ImageNet
Zero-shot CLIPcontrastive language
OpenAICLIPzero shot CLIPzero shot
CLIPzero shot 1zero shot
CLIP - CLIP (Contrastive Language-Image Pre-Training) OpenAI 2021
lchseclip - clip

Clip Pro

Clip zero shot - CLIP ImageNet ResNet

CLIP GENERAL SUB THMBNL

CLIP - 1. CLIP CLIP Text

(2024.2) Swin Transformer CLIP CLIP 2024-04-01 04:31

Clip Studio Paint CSP - 1-1 CLIP STUDIO PAINT

CLIP? - Transformers CLIP Transformer CLIPModel CLIP huggingface CLIP

OpenAI CLIP - CLIP ImageNet ResNet50 ImageNet Zero-shot CLIP contrastive language

OpenAI CLIP zero shot CLIP zero shot 1 zero shot

CLIP - CLIP (Contrastive Language-Image Pre-Training) OpenAI 2021

lchse clip - clip Clip Pro

Clip zero shot - CLIP ImageNet ResNet

CLIP GENERAL SUB THMBNL

CLIP - 1. CLIP CLIP Text

(2024.2) Swin Transformer CLIP CLIP 2024-04-01 04:31

Clip Studio Paint CSP - 1-1 CLIP STUDIO PAINT

CLIP? - Transformers CLIP Transformer CLIPModel CLIP huggingface CLIP

OpenAI CLIP - CLIP ImageNet ResNet50 ImageNet Zero-shot CLIP contrastive language

OpenAI CLIP zero shot CLIP zero shot 1 zero shot

CLIP - CLIP (Contrastive Language-Image Pre-Training) OpenAI 2021

lchse clip - clip Clip Pro

Clip zero shot - CLIP ImageNet ResNet

CLIP GENERAL SUB THMBNL

CLIP - 1. CLIP CLIP Text

(2024.2) Swin Transformer CLIP CLIP 2024-04-01 04:31

Clip Studio Paint CSP - 1-1 CLIP STUDIO PAINT

CLIP? - Transformers CLIP Transformer CLIPModel CLIP huggingface CLIP

OpenAI CLIP - CLIP ImageNet ResNet50 ImageNet Zero-shot CLIP contrastive language

OpenAI CLIP zero shot CLIP zero shot CLIP zero shot 1 zero shot

CLIP - CLIP (Contrastive Language-Image Pre-Training) OpenAI 2021 CLIP

lchse clip - clip Clip Pro

Clip zero shot - CLIP ImageNet ImageNet ResNet CLIP GENERAL SUB THMBNL

CLIP - 1. CLIP CLIP Text

(2024.2) Swin Transformer CLIP CLIP 2024-04-01 04:31

Clip Studio Paint CSP - 1-1 CLIP STUDIO PAINT CLIP STUDIO PAINT

CLIP? - Transformers CLIP Transformer CLIPModel CLIP huggingface CLIP

OpenAI CLIP - CLIP ImageNet ResNet50 ImageNet Zero-shot CLIP contrastive language

OpenAI CLIP zero shot CLIP zero shot CLIP zero shot 1 zero shot

CLIP - CLIP (Contrastive Language-Image Pre-Training) OpenAI 2021 CLIP

lchse clip - clip Clip Pro

Clip zero shot - CLIP ImageNet ImageNet ResNet CLIP GENERAL SUB THMBNL

CLIP - 1. CLIP CLIP Text

(2024.2) Swin Transformer CLIP CLIP 2024-04-01 04:31

Clip Studio Paint CSP - 1-1 CLIP STUDIO PAINT CLIP STUDIO PAINT

CLIP? - Transformers CLIP Transformer CLIPModel CLIP huggingface CLIP







OpenAI CLIP - CLIP ImageNet ResNet50 ImageNet Zero-shot CLIP contrastive language







OpenAI CLIP zero shot CLIP zero shot CLIP zero shot 1 zero shot







CLIP - CLIP (Contrastive Language-Image Pre-Training) OpenAI 2021 CLIP







lchse clip - clip Clip Pro







Clip zero shot - CLIP ImageNet ImageNet ResNet CLIP GENERAL SUB THMBNL

































































Related to clip art business meeting

The Art Of The Effective Business Meeting (Forbes5mon) Expertise from Forbes Councils members, operated under license. Opinions expressed are those of the author. We've all had to attend unproductive, unnecessary or overly lengthy business meetings at

The Art Of The Effective Business Meeting (Forbes5mon) Expertise from Forbes Councils members, operated under license. Opinions expressed are those of the author. We've all had to attend unproductive, unnecessary or overly lengthy business meetings at

Google will let you make AI clip art for your documents (The Verge10mon) Google is adding a Gemini AI image generator to the sidebar of Google Docs. Google is adding a Gemini AI image generator to the sidebar of Google Docs. is a former news writer for The Verge. Google

Google will let you make AI clip art for your documents (The Verge10mon) Google is adding a Gemini AI image generator to the sidebar of Google Docs. Google is adding a Gemini AI image generator to the sidebar of Google Docs. is a former news writer for The Verge. Google

Back to Home: <https://ns2.kelisto.es>